


WE ARE BUGGING OUT OVER BOOKS!

Overview of how it works.

1



School Purchased a choice book for every student!

2




Students will have the whole summer to read the book and complete a tic-tac-toe activity board.

3



During Open House on August 26th, the students return their tic-tac-toe board with completed activities.

4



At open house, the students that show completion of the Tic-Tac-Toe board, will be rewarded with a pizza party AND a rocking Swag Bag!

Let's all do our best to keep those minds sharp over the summer!

BUGGING OUT OVER BOOKS

SUMMER READING CHALLENGE 2021!

TIC-TAC-TOE

Name: _____

Grade: _____

Story Board

**Be the
Illustrator**

**Comprehension
Science Craft**

**Letter to the
Author**

**Free
Space**

Diorama


**Memory
Match Game**

**Post Yourself
Reading**


**Alternate
Ending**

**HAND IN ON AUGUST
26TH DURING OPEN
HOUSE**

Description of each activity is on the back.



Description of each activity



Storyboard: Make a 4-6 divided poster of the events in the story. Include a description of each event under each picture or put dialogue (comic book style). Check out www.canva.com to make your own.

Letter to the Author: Write a letter to the author letting them know what you thought of the story. (Optional: Mail the letter to the author and see if you get a response! Make sure you keep a copy to show you completed though.)

Comprehension Science Craft: This is a fun packet with a word search, bug fact sheets, and a bug graph to fill out. Look on our school's website to print it.

Diorama: Make a three-dimensional model of an event that took place in your story. Try to keep it no bigger than the size of a shoebox. Include the title, author, and your name on the outside of the box.

Be the Illustrator: K-2- Draw a picture of your favorite part in the story you read. Use 8.5x11 paper. Try to mimic the style of these famous illustrators: Eric Carle, Leo Lionni, Beatrix Potter, E.H. Shepard, Ezra Jack Keats, Marcus Pfister, Mo Willems, Oliver Jeffers and so many more!

Grades 3-8- Draw 3 pictures. 1- beginning of story, middle, end. Use 8.5x11 paper. Try to use a different medium than crayons or markers.

Memory Match: Make your own game of memory match. Use character names, settings, unique words or anything that was in your story as the words. You need to have 24 matches (12 words) to complete this activity. Scrapbook paper, index cards, or cardstock paper is perfect for this.


Post yourself reading: Read your book to yourself or a loved one first to get the *bugs out*. Then, record yourself (or with parent help) reading it. When you are done, upload to our Friends of Bear Creek Face Book page. If your story is long, just read the beginning to get others curious about how the story continues. Keep videos under 5 minutes.

Alternate ending: After reading your story, think about how you can change the ending. Is it a happy or sad; did you put a twist to it; or do you keep it open for another book/chapter? Please include your title of book, author, your name, and new chapter title as a heading to your paper. You are in control. K-2= 3+ sentences, grades 3-8= 8+ sentences




Please note that other than the book, materials for each activity are not provided.

All papers can be printed from our website.



Please feel free to email Mrs. Soroka
with any questions.

larissa.soroka@bearcreekschool.com





BUGGING OUT OVER BOOKS

SUMMER READING CHALLENGE 2021!



**Finally, summer is nearly here! What a year we have had!
As in past years we are doing another Summer Reading challenge!
However this year we are kicking it up a notch.**

~As a school, we are aware of the importance to keep kids reading over the summer.

~This Summer Reading Challenge is a way for students to have fun doing extension activities with a book the school purchased for them.

~These activities are intended to help prevent the dreaded summer slide and support literacy skills during our summer break.

~Research proves that having parent support at home will increase student achievement! Parents are encouraged to help their child with these activities.

How to claim your prizes!

The school is providing EACH student with a free book of their choosing to use for the Tic-Tac-Toe activities.

After reading the book, the student is then to complete a Tic-Tac-Toe board; 3 in a row.

Each block has a different activity that is to be completed. The descriptions are attached, however if you are looking for more examples on them, Google has many examples to look at.

On August 26th from 4:30-5:30 (before our Open House) students will need to show their Tic-Tac-Toe board AND projects they completed. This will take place at the Pavilion on our campus.

Students that show completion of the activities will be rewarded with a PIZZA PARTY AND SWAG BAG!

**We are looking forward to seeing our motivated students participate in this event!
Keep an eye on our Facebook page and email blasts over the summer for an RSVP for pizza party.
This pizza party will only be for the students who have completed challenge.**

Happy reading and creating!

Mrs. Soroka