

# Number Identification Go Fish

A Math Workshop  
freebie from Megan  
Burns






# How to Prep and Play

- Print out cards on cardstock, laminate, and cut out
- If the deck does not go high enough, print off the blank pages and write your own
- Mix up cards. Players draw out five cards.
- Students take turns asking for numbers they need to make pairs. If they get the card they need and are able to play a pair, they get another turn. If they do not make a match, they draw from the pond.
- In the end, the player with the most matches wins. Play again!







O




O




O




O




I




I



I




I







2




2




2




2




3




3



3




3







4




4




4




4




5




5



5




5







6




6




6




6




7




7



7




7







8




8




8




8




q




q




q




q




10




10




10




10




=




=



=




=







12




12




12




12




13




13




13




13




14




14




14




14




15




15



15




15







16




16




16




16




17




17




17




17




18




18




18




18




19




19



19




19







20




20




20




20




21




21











21





21









Thank you for downloading! I hope you and your kiddos enjoy it!

Purchase or download of this item entitles the purchaser the right to use this product in their classroom only. It may not be duplicated, distributed, or re-published in any format without written consent from Miss Burns' Kindergarten Spot. Copyright © 2015 Megan Burns.

If you have any suggestions, questions, comments, or concerns, please email me at [missburnskindergartenspot@gmail.com](mailto:missburnskindergartenspot@gmail.com)

Giving Credit Where Credit is Due, I use the following resources to create my products:

