


Bear Creek Community Charter School



Annual Parent Satisfaction Survey

2014



TABLE OF CONTENTS

Survey Response Rate	2
Parent Recommendation	2
Student Safety	3
Facility Cleanliness	3
Technology	3
Academic Program	3
Behavior and Discipline	4
Parental Involvement	4
Main Office	5
School Health	5
Food Service	5
Board of Trustees	5
Administration	6
Specialists	8
Special Education	9
ACES/Gifted Education	11
Title I Program	12
Classroom Teachers – 2014 Overall Parent Satisfaction	14
Classroom Teachers – Parent Satisfaction Career Averages	14
Elementary Staff.	15
Intermediate Staff	36
Middle School Staff	42



Response Rate

Forty-nine percent (49%) of Bear Creek Community Charter School parents responded to the anonymous Parent Satisfaction Survey that was mailed to their residence along with a self-addressed envelope. This was an increase in the number of responses compared to last year.

2012 Response	2013 Response	2014 Response	Change
55%	33%	49%	+16%

Teacher/Class Group	Grade	2014 Response Rate
Richie, Joan	K	71%
Harry, Vanessa	K	80%
Soroka, Larissa	1	60%
Wagner, Barbara	1	56%
Darraugh, Jessica	2	60%
Yusko, Jacqueline	2	29%
Third Grade	3	60%
Fourth Grade	4	56%
Fifth & Sixth Grade	5-6	43%
Middle School	7-8	27%
Title I	K-8	33%
Special Education	K-8	42%
ACES/Gifted Education	K-8	27%

Overall/Recommend

Ninety-nine percent (99%) of the parents responded that they would recommend Bear Creek Community Charter School to other parents.

Elementary	Intermediate	Middle	School Average
98%	100%	100%	99%

2012 Response	2013 Response	2014 Response	Change
98%	99%	99%	0%

Safety

Ninety-five percent (95%) of the parents responded that they feel their child is safe while attending school.

2012 Response	2013 Response	2014 Response	Change
94%	95%	95%	-

Cleanliness

Ninety-five percent (95%) of the parents responded that they feel the building and grounds are clean.

2012 Response	2013 Response	2014 Response	Change
91%	92%	95%	+3%

Technology

Eighty-seven percent (87%) of the parents responded that they are satisfied with their child's exposure to technology at Bear Creek Community Charter School.

2012 Response	2013 Response	2014 Response	Change
87%	89%	87%	-2%

Academics

Ninety-three percent (93%) of the parents responded that they feel the school provides instructional programs that challenge their child.

2012 Response	2013 Response	2014 Response	Change
87%	90%	93%	+3%

Ninety-six percent (96%) of the parents responded that they feel the school holds high academic expectations for students. One percent (1%) of the parents responded that they feel the school does not hold high academic expectations for students. Three percent (3%) of the parents responded that the school's academic expectations are too high.

School Wide

	Yes	No	Inconsistent	Too High
2012	93%	5%	0%	2%
2013	91%	5%	2%	2%
2014	96%	1%	0%	3%
Change	+5%	-4%	-2%	+1%

Behavior & Discipline

Ninety (90%) of the parents responded that they are satisfied with the manner in which discipline issues are handled by the school.

2012 Response	2013 Response	2014 Response	Change
82%	86%	90%	+4%

Eighty-six percent (86%) of the parents responded that they feel the school enforces high expectations for student behavior. Eleven percent (11%) of the parents responded that they feel the school's enforcement of high expectations for student behavior is inconsistent. Two percent (2%) of the parents responded that they feel the school does not enforce high expectations for student behavior.

School Wide

	Yes	No	Inconsistent
2012	80%	2%	18%
2013	86%	6%	8%
2014	86%	2%	11%
Change	-	-4%	+3%

Parental Involvement

One-hundred percent (100%) of the parents responded that they are provided meaningful opportunities to contribute to the school.

2013 Response	2014 Response	Change
100%	100%	-

Ninety percent (90%) of the parents responded that they feel the school values their opinions and concerns regarding school and student issues.

2012 Response	2013 Response	2014 Response	Change
87%	89%	90%	+1%

Sixty-two percent (62%) of the parents responded that they attended a PTO meeting.

2012 Response	2013 Response	2014 Response	Change
60%	56%	62%	+6%

Twenty percent (20%) of the parents responded that they attended a Volunteer Advisory Committee meeting.

2012 Response	2013 Response	2014 Response	Change
15%	23%	20%	-3%

Twenty-three percent (23%) of the parents responded that they attended a School Improvement Team meeting.

2013 Response	2014 Response	Change
22%	23%	+1%

Main Office

Ninety-three percent (93%) of the parents responded that they feel the office staff is friendly and helpful when they interact with them.

2012 Response	2013 Response	2014 Response	Change
90%	93%	93%	0%

School Health

Ninety-eight percent (98%) of the parents responded that they were satisfied with their overall interaction with Tina Vojtko (School Nurse)

2013 Response	2014 Response	Change
96%	98%	+2%

Ninety-eight percent (98%) of the parents responded that they feel Tina Vojtko is accessible to parents.

2013 Response	2014 Response	Change
98%	98%	0%

Ninety-eight percent (98%) of the parents responded that they are satisfied with the follow-up they receive from Tina Vojtko.

2013 Response	2014 Response	Change
98%	98%	0%

Food Service

Eighty-two percent (82%) of the parents responded that they feel the food offered in the school lunch program is healthy.

2014 Response
82%

Seventy-eight percent (78%) of the parents responded feel there are enough options available to students in the school lunch program.

2014 Response
78%

Seventy-seven percent (77%) of the parents responded that overall, they were satisfied with the school lunch program.

2014 Response
77%

Board of Trustees

Nine percent (9%) of the parents responded that they attended a meeting of the Board of Trustees.

2012 Response	2013 Response	2014 Response	Change
7%	9%	9%	0%

Eighty-nine percent (89%) of the parents responded that they are satisfied with the decisions of the Board of Trustees.

Administration

Jim Smith (Chief Executive Officer)

Ninety-five percent (95%) of the parents responded that they were satisfied with their overall interaction with Jim Smith.

2012 Response	2013 Response	2014 Response	Change
95%	94%	95%	+1%

Ninety-two percent (92%) of the parents responded that they feel Jim Smith is accessible to parents.

2012 Response	2013 Response	2014 Response	Change
89%	92%	92%	0%

Ninety-six percent (96%) of the parents responded that they are satisfied with the follow-up they receive from Jim Smith.

2012 Response	2013 Response	2014 Response	Change
92%	94%	96%	+2%

Brian Dugas (Principal)

Ninety-two (92%) of the parents responded that they were satisfied with their overall interaction with Brian Dugas.

2012 Response	2013 Response	2014 Response	Change
91%	90%	92%	+2%

Ninety-four percent (94%) of the parents responded that they feel Brian Dugas is accessible to parents.

2012 Response	2013 Response	2014 Response	Change
91%	92%	94%	+2%

Ninety-three percent (93%) of the parents responded that they are satisfied with the follow-up they receive from Brian Dugas.

2012 Response	2013 Response	2014 Response	Change
87%	90%	93%	+3%

Kristen Young (Assistant Principal)

Ninety-one percent (91%) of the parents responded that they were satisfied with their overall interaction with Kristen Young.

2012 Response	2013 Response	2014 Response	Change
89%	90%	91%	+1

Ninety-three (93%) of the parents responded that they feel Kristen Young is accessible to parents.

2012 Response	2013 Response	2014 Response	Change
90%	94%	93%	-1%

Ninety-three percent (93%) of the parents responded that they are satisfied with the follow-up they receive from Kristen Young.

2012 Response	2013 Response	2014 Response	Change
89%	92%	93%	+1%

Renee Rutski (Guidance Counselor)

Ninety-five percent (95%) of the parents responded that they were satisfied with their overall interaction with Renee Rutski.

2012 Response	2013 Response	2014 Response	Change
95%	95%	95%	0%

Ninety-six percent (96%) of the parents responded that they feel Renee Rutski is accessible to parents.

2012 Response	2013 Response	2014 Response	Change
93%	96%	96%	0%

Ninety-five percent (95%) of the parents responded that they are satisfied with the follow-up they receive from Renee Rutski.

2012 Response	2013 Response	2014 Response	Change
93%	94%	95%	+1%

Specialists

Paula Longo (Environmental Education): Ninety-six percent (96%) of the parents responded that they were satisfied with their interaction with Mrs. Longo.

2012 Response	2013 Response	2014 Response	Change
95%	95%	96%	+1%

Anthony Prudente (Physical Education): Ninety-five percent (95%) of the parents responded that they were satisfied with their interaction with Mr. Prudente.

2012 Response	2013 Response	2014 Response	Change
-	90%	95%	+5%

Jeff Polanin (Music): Eighty-seven percent (87%) of the parents responded that they were satisfied with their interaction with Mr. Polanin.

2012 Response	2013 Response	2014 Response	Change
-	-	87%	0%

Maura Narkiewicz (Art): Eighty-nine percent (89%) of the parents responded that they were satisfied with their interaction with Miss Narkiewicz.

2012 Response	2013 Response	2014 Response	Change
-	90%	89%	-1%

Michael Gross (Enrichment): Ninety-three percent (93%) of the parents responded that they were satisfied with their interaction with Mr. Gross.

2012 Response	2013 Response	2014 Response	Change
-	-	93%	0%

Special Education

Forty-two percent (42%) of the parents of special education students responded to the anonymous Parent Satisfaction Survey that was mailed to their residence along with a self-addressed and stamped envelope.

Ninety-six percent (96%) of the parents who responded stated they are familiar with their parental rights and responsibilities as it relates to special education. One parent responded that he/she is unsure if they are familiar with their parental rights and responsibilities as it relates to special education.

2012 Response	2013 Response	2014 Response	Change
92%	96%	96%	0%

Ninety-three percent (93%) of the parents responded stating they are satisfied with the opportunity to participate in their child's IEP.

2012 Response	2013 Response	2014 Response	Change
95%	94%	93%	-1%

Ninety-six percent (96%) of the parents responded stating they are satisfied that the IEP addresses their child's specific needs with appropriate goals and services.

2012 Response	2013 Response	2014 Response	Change
95%	94%	96%	+2%

Ninety-three percent (93%) of the parents responded stating they are satisfied that their child is being provided the agreed-upon accommodations and modifications contained in the IEP.

2012 Response	2013 Response	2014 Response	Change
93%	92%	93%	+1%

Ninety-six percent (96%) of the parents responded stating they are satisfied with the mid-quarter and quarterly progress reports they receive regarding their child's goals.

2012 Response	2013 Response	2014 Response	Change
98%	93%	96%	+3%

Lori Argot (Elementary + 5th Grade)

Ninety-three percent (93%) of the parents responded that they are satisfied with their communication with Lori Argot, their child's case manager.

2012 Response	2013 Response	2014 Response	Change
-	92%	93%	+1%

Ninety-three percent (93%) of the parents responded stating they are satisfied with the follow-up by Lori Argot, their child's case manager.

2012 Response	2013 Response	2014 Response	Change
91%	94%	93%	-1%

Moriah Bechtold (Middle School + 6th Grade)

One-hundred percent (100%) of the parents responded that they are satisfied with their communication with Moriah Bechtold, their child's case manager.

2012 Response	2013 Response	2014 Response	Change
-	98%	100%	+2%

One-hundred percent (100%) of the parents responded stating they are satisfied with the follow-up by Moriah Bechtold, their child's case manager.

2012 Response	2013 Response	2014 Response	Change
90%	94%	100%	+6%

Speech (Ann Zaborney)

Ninety-six percent (96%) of the parents responded stating they are satisfied with the communication they had with their child's case manager.

Ninety-two (92%) of the parents responded stating they are satisfied with the follow-up with their child's case manager.

Speech (Mary Culkin)

Ninety percent (90%) of the parents responded stating they are satisfied with the communication they had with their child's case manager.

Ninety (90%) of the parents responded stating they are satisfied with the follow-up with their child's case manager.

Bridget Deeble (Coordinator)

Ninety-three (93%) of the parents responding stated they are satisfied with the communication they had with Bridget Deeble, Special Education Coordinator.

2012 Response	2013 Response	2014 Response	Change
95%	92%	93%	+1%

Ninety-one (91%) of the parents responding stated they are satisfied with the follow-up they receive from Bridget Deeble, Special Education Coordinator.

2012 Response	2013 Response	2014 Response	Change
89%	92%	91%	-1%

ACES Program (Gifted)

Twenty-seven percent (27%) of the parents of accelerated education students responded to the anonymous Parent Satisfaction Survey that was mailed to their residence along with a self-addressed and stamped envelope.

One-hundred percent (100%) of the parents who responded stated they are familiar with their parental rights and responsibilities as it relates to gifted education.

2012 Response	2013 Response	2014 Response	Change
87%	95%	100%	+5%

One-hundred percent (100%) of the parents responded stating they are satisfied with the opportunity to participate in their child's GIEP.

2012 Response	2013 Response	2014 Response	Change
99%	96%	100%	+4%

One-hundred percent (100%) of the parents responded stating they are satisfied that the GIEP addresses their child's specific needs with appropriate goals and services.

2012 Response	2013 Response	2014 Response	Change
93%	90%	100%	+10%

One-hundred percent (100%) of the parents responded stating they are satisfied that their child is being provided the agreed-upon accommodations and modifications contained in the GIEP.

2012 Response	2013 Response	2014 Response	Change
93%	93%	100%	+7%

One-hundred percent (100%) of the parents responded stating they are satisfied with the mid-quarter and quarterly progress reports they receive regarding their child's goals.

2012 Response	2013 Response	2014 Response	Change
100%	95%	100%	+5%

One-hundred percent (100%) of the parents responded stating they are satisfied with the communication they had with Mrs. Schutz.

2012 Response	2013 Response	2014 Response	Change
95%	95%	100%	+5%

One-hundred percent (100%) of the parents responded stating they are satisfied with the follow-up by Mrs. Schutz, their child's case manager.

2012 Response	2013 Response	2014 Response	Change
97%	95%	100%	+5%

Ninety-two percent (92%) of the parents responding stated they are satisfied with the communication they had with Bridget Deeble, Special Education Coordinator.

2012 Response	2013 Response	2014 Response	Change
95%	93%	92%	-1%

Ninety-two percent (92%) of the parents responding stated they are satisfied with the follow-up they receive from Bridget Deeble, Special Education Coordinator.

2012 Response	2013 Response	2014 Response	Change
97%	95%	92%	-3%

Title I Program

Thirty-three percent (33%) of the parents of Title I students responded to the anonymous Parent Satisfaction Survey that was mailed to their residence along with a self-addressed and stamped envelope.

Eighty-eight percent (88%) of the parents responded that they have a clear understanding of the purpose of the Title I program.

2012 Response	2013 Response	2014 Response	Change
100%	97%	88%	-9%

Ninety-seven percent (97%) of the parents responded they are satisfied with the supplemental programs offered as part of the school's Title I program.

2012 Response	2013 Response	2014 Response	Change
100%	86%	97%	+11%

Annual Parent Night

Forty-two percent (42%) of the parents responded that they participated in the Annual Title I Parent Meeting.

2012 Response	2013 Response	2014 Response	Change
11%	16%	42%	+26%

One hundred percent (100%) of the parents who participated in the Annual Title I Parent Meeting feel the meeting was useful and informative.

2012 Response	2013 Response	2014 Response	Change
100%	100%	100%	0%

Eco Explorers Summer Program

Forty-five percent (45%) of the parents responded that their child participated in the Eco Explorers Summer Program.

2012 Response	2013 Response	2014 Response	Change
25%	33%	45%	+12%

Eighty-seven percent (87%) of the parents whose children participated in the Eco Explorers Summer Program feel the program was valuable to them and their child.

2012 Response	2013 Response	2014 Response	Change
83%	67%	87%	+20%

After-School Tutoring Programs

Eighty-three percent (83%) of the parents responded that their child participated in one of the school's After-School Tutoring Programs.

2012 Response	2013 Response	2014 Response	Change
60%	55%	83%	+28

Eighty-three percent (83%) of the parents whose children participated in the After-School Tutoring feel the programs were valuable to them and their child.

2012 Response	2013 Response	2014 Response	Change
100%	94%	83%	-11%

Online Parent Resource Center

Fifty-eight percent (58%) of the parents responded that they visited the school's Online Parent Resource Center/Title I Web Page.

2012 Response	2013 Response	2014 Response	Change
40%	37%	58%	+21%

Ninety-four percent (94%) of the parents who visited the school's Online Parent Resource Center/Title I web page found the information useful and informative.

2012 Response	2013 Response	2014 Response	Change
100%	88%	94%	+6%

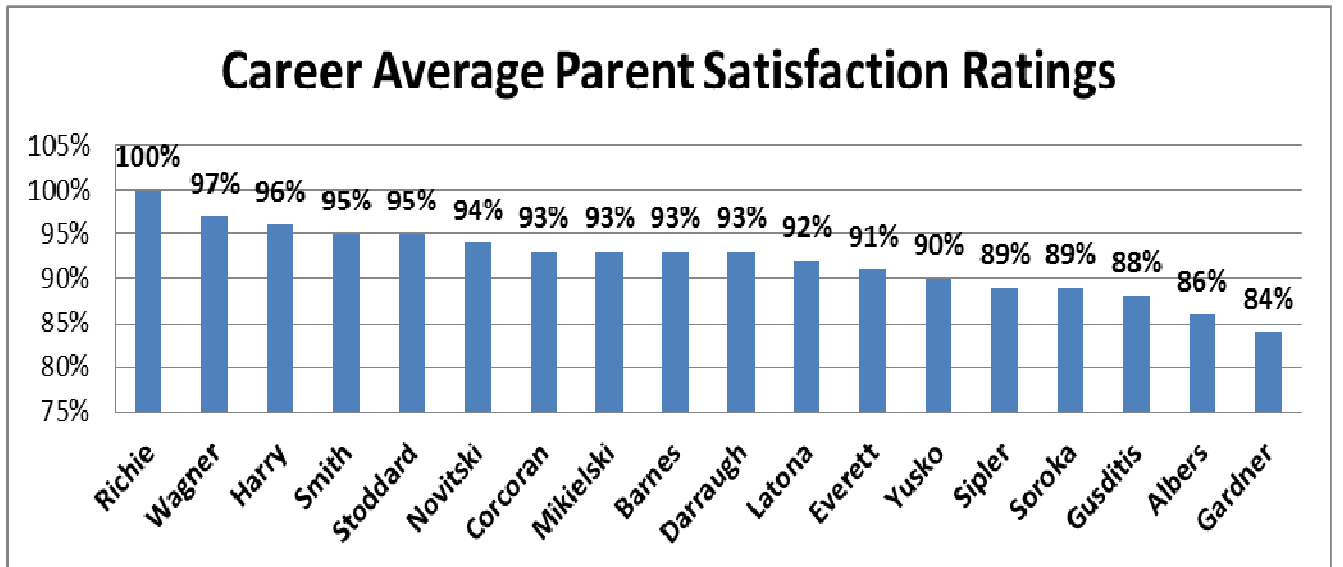
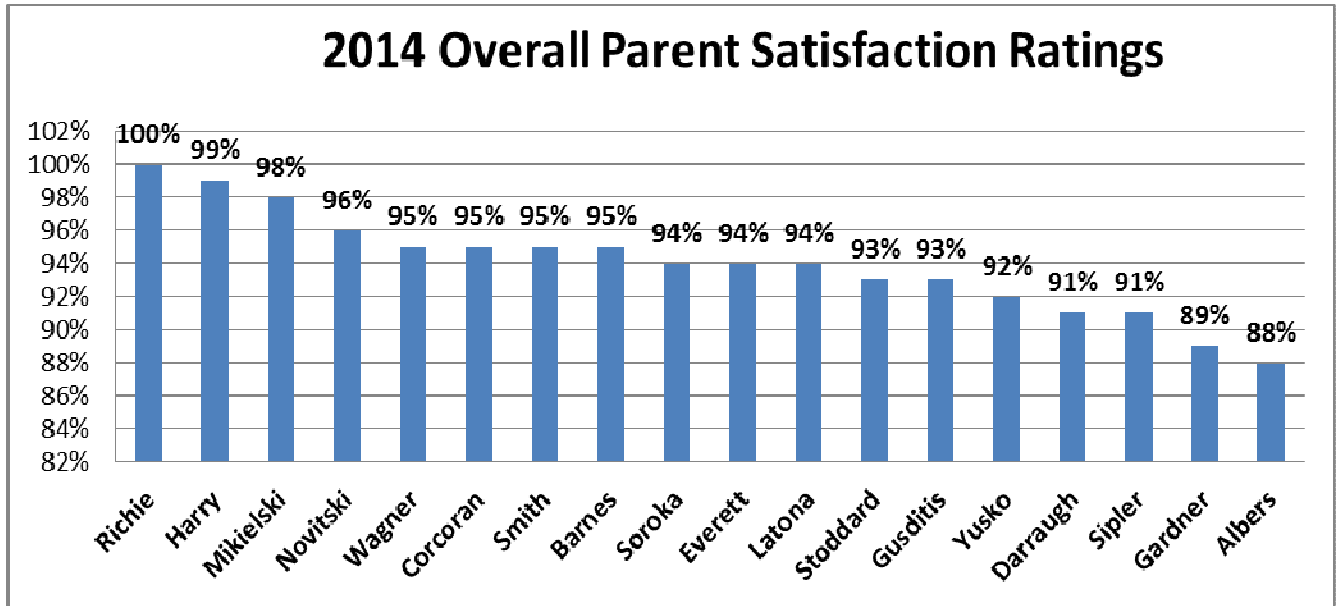
Parent Interests & Comments

Program should be geared toward providing more help toward specific skills they are learning in class or skills they have missed.

My daughter is currently tutored by a 5th grader, but I think older children or parent volunteers should be tutoring because a lot of the times my daughter claims her tutor is going magic tricks or talking to other students.

Do not get rid of summer program. It really helped with adjustment period.

Classroom Teachers



Joan Richie – Kindergarten

Survey Response Rate

2011	2012	2013	2014
80%	60%	60%	71%

Overall Satisfaction with Teacher

	2005	2006	2007	2008	2009	2010	2011	2012	2013	2014	Career Average
Score	-	99%	99%	100%	100%	100%	99%	99%	100%	100%	100%

Communication

	2005	2006	2007	2008	2009	2010	2011	2012	2013	2014	Career Average
Score	-	99%	99%	100%	100%	93%	99%	99%	100%	100%	99%

Focus on Student's Individual Needs

	2005	2006	2007	2008	2009	2010	2011	2012	2013	2014	Career Average
Score	-	96%	100%	-	98%	93%	99%	98%	100%	100%	98%

Keeps Web Page Current

	2005	2006	2007	2008	2009	2010	2011	2012	2013	2014	Career Average
Score	-	-	-	-	86%	100%	94%	96%	100%	100%	96%

Homework is Valuable

	2010	2011	2012	2013	2014
Score	100%	93%	94%	100%	100%

Why Did You Enroll at Bear Creek Community Charter School?

I believe this charter school offers more than public schools in this area. My first choice actually. I have had the confirmation of the quality of the staff of this school with every interaction. They do care and take responsibility of their jobs. Thank you.

Mrs. Richie does an excellent job encouraging my child and keeping me apprised on all happenings. I am amazed of all he has learned this year. I will truly miss Mrs. Richie next year. That woman is a saint.

We heard BCCCS has a great reputation for academic excellence. Also, it is just down the road from where we live. Much more convenient than the Wilkes-Barre Area schools. We like the smaller class sizes too.

Small school setting with a small class size. However this year kindergarten increased from 20 to 25 students.

I enrolled by daughter at Bear Creek Community Charter School because I wanted her to attend a safe environment that focused on teaching. I could not be happier with my decision.

Reputation for being an excellent school - teachers who are committed to their students - environmental stewardship

The school has a great reputation, excellent staff and strong parent participation/support.

I enrolled my daughter in at Bear Creek because I feel she will get the best education possible here. I feel they handle situations very well and wish they would open up a high school.

I enrolled my child at Bear Creek Community Charter School because I have heard many great things about the school.

Bear Creek Community Charter School has a very good name. This was my first child that ever went to school. When I toured the facility everyone accepted you with open arms. Everyone is approachable and communicates. You can tell everyone is really there for the kids.

My son started in 2nd grade. I loved the school and the education he was receiving - that was a "no brainer" to enroll my daughter. The learning she has done at a kindergarten level is amazing. Thank you all so much!!!!

Bear Creek Community Charter School offers great academic and environmental studies. I also appreciate the many volunteer opportunities and the parent/teacher communication.

Parent Comments

The commitment and dedication that Mrs. Richie provides to her students is astounding! It is magical to watch her in the classroom. She provides the perfect balance...nurturing, supportive, and at the same time clearly makes the children tow the line. She goes above and beyond to respond to parent concerns even making herself available during evenings for phone conversations regarding academic/social issues. Also very impressed with the character development program offered by Mrs. Rutski.

Anxious for the new school to be built

Vanessa Harry – Kindergarten

Survey Response Rate

2012	2013	2014
55%	70%	80%

Overall Satisfaction with Teacher

	2012	2013	2014	Career Average
Score	90%	100%	99%	96%

Communication

	2012	2013	2014	Career Average
Score	87%	99%	98%	95%

Focus on Student's Individual Needs

	2012	2013	2014	Career Average
Score	87%	97%	98%	94%

Keeps Web Page Current

	2012	2013	2014	Career Average
Score	87%	94%	91%	91%

Homework is Valuable

	2012	2013	2014
Score	86%	100%	94%

Why Did You Enroll at Bear Creek Community Charter School?

We enrolled our child at Bear Creek Community Charter School because of the smaller class sizes and due to the achievements of the school in comparison to our local public school. We are very pleased with our decision.

I went to Bear Creek Elementary School and I was very upset when they closed the school. I was thrilled when the school was reopened and now I am grateful my children are attending this school! Thank you for the entire staff at Bear Creek Community Charter School.

We enrolled our son in Bear Creek Community Charter School to receive the best education we felt was available in Wyoming Valley. Mrs. Harry and Miss Melissa have greatly surpassed everything and anything we could have imagined. The most important aspect both teachers have given my son is confidence! He began school a shy student who we knew was academically ready, just not emotionally. Not only did they encourage and help him, he is excelling and now does not want to miss a day of school! Thank you!

We moved to Bear Creek and heard it was a good school - and we are very pleased with the outcome. Nicholas loves to go to school.

It is a great school to attend from what was told to me before enrolling by daughter. Also it is very close to our home. I also love the "community" that the school has compared to a larger school.

We enrolled our daughter on the recommendation of friends with children that are/were Bear Creek Community Charter School students. The location, small class size, focus on the environment/community and the knowledgeable friendly staff are only a few of the many positive features associated with this school.

Because my other children went there and I was satisfied with the school. I believe students are more academically challenged here. I also think behavior issues are settled better than my local school. And as a whole the students are cared for better.

I wanted my son to go to school in the community we live in. I think the staff and Mrs. Harry do an outstanding job working with my child.

We enrolled our child into the school for various reasons. Talking to other parents who have had kids in the school gave rave reviews. We love the environmental focus and also very community/family feel of the school. Also we live in Bear Creek and this area is very important to us as I feel the school aligns with their beliefs. Most of all the educational experience. I have to say Mrs. Harry is wonderful. She has made the kindergarten transition easier for us with helping us, and always being very accessible.

Very good reputation. Love Mrs. Harry. Excellent at her position. Bear Creek Community Charter School has provided and continues to provide a superb education to my children.

I enrolled my child because I have heard from many other parents what a wonderful school it is.

We were looking for a small class size with individual attention and got just that. Thank you Mrs. Harry and Miss Melissa.

The school is in our township and I love the size of the grades

I am partial to Pittston Area, so I was very hesitant despite the wonderful things I've heard. Bear Creek Community Charter School has met all my expectations! I am happy and proud to send my child there. They challenge students and make everything exciting and fun. Job well done.

For a better education.

Bear Creek Community Charter School has a great academic and environmental program. I also like that I'm able to volunteer and the way teachers communicate with parents.

I enrolled my child because of the academic standards the school holds students too. I don't feel new parents are given much information about how the school works. For example, activities, volunteer hours, etc. I feel like we are "expected" to know what's going on or how to do things. There needs to be more communication between parents of new students and the school.

Parent Comments

Mrs. Harry and her staff see every child as an individual and learn their strengths and weaknesses. She does all she can to help every child succeed. I have dealt with many other teachers over the years due to having a child in 11th grade that went to a different school and none of them compare to the ones at this school. I have never met such a kind and caring staff from the simple "good morning" when you drop your child off at school to the help they give them when a child is stuck on a problem in class. I believe if it wasn't for this school my child would not have grown as well as she did both socially and academically. I am so proud as a parent to say that my child goes to Bear Creek Community Charter School and I thank you for this opportunity.

Larissa Soroka – First Grade

Survey Response Rate

2011	2012	2013	2014
90%	80%	48%	60%

Overall Satisfaction with Teacher

	2005	2006	2007	2008	2009	2010	2011	2012	2013	2014	Career Average
Score	96%	98%	80%	100%	78%	91%	79%	77%	97%	94%	89%

Communication

	2005	2006	2007	2008	2009	2010	2011	2012	2013	2014	Career Average
Score	93%	93%	74%	94%	78%	100%	83%	80%	92%	94%	88%

Focus on Student's Individual Needs

	2005	2006	2007	2008	2009	2010	2011	2012	2013	2014	Career Average
Score	90%	90%	80%	-	78%	91%	80%	77%	93%	93%	86%

Keeps Web Page Current

	2005	2006	2007	2008	2009	2010	2011	2012	2013	2014	Career Average
Score	-	-	-	-	80%	100%	79%	88%	98%	90%	89%

Homework is Valuable

	2010	2011	2012	2013	2014
Score	90%	91%	93%	87%	97%

Why Did You Enroll at Bear Creek Community Charter School?

For a better quality of education

I would like to know what our children are learning in the special classes. When your child comes home with a low grade and no explanation as to how the class is graded or what is even expected of your child, how can we, as parents, help them to improve?

Better educational opportunity for my daughter and want her in a position to succeed, which I feel Bear Creek Community Charter School gives her.

We had enrolled our son because of Bear Creek Community Charter School's reputation plus we loved the idea of a small school. We feel conflicted however after this year because of all the possibilities of such funding cuts to charter schools. We love this school and all he is exposed to. Would hate to see that lost due to money.

We enrolled our daughter in Bear Creek Community Charter School because when we had to pull her out of a private school for financial reasons, there was no good public school alternative where I live in Wilkes-Barre. Neighbors (who have children enrolled in Bear Creek) had wonderful things to say about Bear Creek and made me excited to explore this as an option. We have been very impressed with Mrs. Soroka and Mr. Ide this year. It is clear - from the feedback we have received and the comments our daughter has made - that they work hard to create a supportive and engaging learning environment. The hands-on approach of many of Mrs. Soroka's assignments, such as the family flag poster and the recent timeline project, have effectively engaged my child both intellectually (through problem solving and goal setting) and creatively (through divergent thinking and a growing awareness of her own style). Finally I am very happy that Bear Creek works hard to promote a sense of environmentalism and stewardship in the students. Beyond supporting my daughter's apparent strong interest in science, this approach is helping to create a community of environmentally-aware and responsible individuals. Dr. Sean Kelly, Associate Professor of English - Wilkes University

Wanted our child to go to a smaller school, for more one on one teaching than a public school. Our child came from a private school, so we felt this was a better for him. Very happy we made the move this year to Bear Creek Community Charter School.

We wanted our child to go to a school where they were really cared about in every way. This school offers a great education and just as important, amazing experiences in all the areas. We are extremely happy with everyone and everything that has to do with Bear Creek Community Charter School and we thank you!!

More personalized; limits on classroom size and sections. Elementary education is top notch. We love Mrs. Soroka too.

Better education and smaller class size

Bear Creek Community Charter School has a very strong academic foundation. I appreciate the ability to volunteer and the parent/teacher communication is excellent.

Parent Comments

I still feel students should not be having so many days off due to teacher in-services. The school year is long enough and all those in-service days just add to it. Maybe more in-service days should be at beginning and end of year or at least half days for students.

Mrs. Soroka is a great teacher! Great school. My child loves going every day! Only thing I would change is the communication on events between school and parents. Not much advance and information given.

Overall, I am extremely happy with Mrs. Soroka. Excellent teacher that connects well with the students. I would like more communication with the specials teachers. I would also like to know when tests are given (or will be given) on ALL subjects and exactly what is being learned in science, social studies, etc. I find it difficult to establish study habits when I don't know about tests until after they are given.

Barbara Wagner – First Grade

Survey Response Rate

2011	2012	2013	2014
70%	60%	32%	56%

Overall Satisfaction with Teacher

	2005	2006	2007	2008	2009	2010	2011	2012	2013	2014	Career Average
Score	-	97%	100%	92%	96%	100%	99%	98%	100%	95%	97%

Communication

	2005	2006	2007	2008	2009	2010	2011	2012	2013	2014	Career Average
Score	-	97%	99%	96%	96%	100%	97%	99%	100%	95%	98%

Focus on Student's Individual Needs

	2005	2006	2007	2008	2009	2010	2011	2012	2013	2014	Career Average
Score	-	94%	98%	-	96%	100%	97%	97%	100%	95%	97%

Keeps Web Page Current

	2005	2006	2007	2008	2009	2010	2011	2012	2013	2014	Career Average
Score	-	-	-	-	90%	100%	97%	97%	100%	98%	97%

Homework is Valuable

	2010	2011	2012	2013	2014
Score	100%	93%	94%	100%	98%

Why Did You Enroll at Bear Creek Community Charter School?

Small class sizes, community atmosphere, caring teachers. Barbara Wagner is an exceptional teacher. I am thrilled that both my children had the opportunity to have her as their first grade teacher. She is firm, fair and dedicated to her students. She has high expectations for her students and works hard to challenge them. I am very happy with the progress my son has made throughout the year.

It has been a very positive experience since enrolling my children in Bear Creek Community Charter School. The staff and administration are very approachable and available. Thank you for all that you do.

More interaction with specialist teachers. More information from specialist teachers as to what the children are learning

Teachers at Bear Creek Community Charter School are doing a wonderful job.

We wanted to have the small school feel. In addition, the education received is second to none and I feel my child will be better prepared for the high school level of education.

To prevent bullying and provide a good education

For the close-knit family community with staff, students & parents.

Not happy with other Wilkes-Barre Area school or private schools. Like the idea of smaller school, more attention given to the students. Focus is on the students where it should be.

We wanted our child to go to a school where everyone involved in their education and life truly care about them and their future. That's exactly what we get at this school and we couldn't be any happier with the entire experience our child received at this school. Thank you!

Parent Comments

Mrs. Wagner is a great role model for not only her students but the staff. She is a great teacher. We will be sad to see her retire.

Jessica Darraugh – Second Grade

Survey Response Rate

2011	2012	2013	2014
50%	71%	52%	60%

Overall Satisfaction with Teacher

	2005	2006	2007	2008	2009	2010	2011	2012	2013	2014	Career Average
Score	-	-	94%	95%	84%	100%	93%	93%	97%	91%	93%

Communication

	2005	2006	2007	2008	2009	2010	2011	2012	2013	2014	Career Average
Score	-	-	92%	95%	84%	95%	92%	91%	95%	96%	93%

Focus on Student's Individual Needs

	2005	2006	2007	2008	2009	2010	2011	2012	2013	2014	Career Average
Score	-	-	94%	-	84%	100%	88%	91%	95%	89%	92%

Keeps Web Page Current

	2005	2006	2007	2008	2009	2010	2011	2012	2013	2014	Career Average
Score	-	-	-	-	74%	100%	86%	84%	97%	91%	89%

Homework is Valuable

	2010	2011	2012	2013	2014
Score	95%	88%	91%	94%	95%

Why Did You Enroll at Bear Creek Community Charter School?

I enrolled my child at Bear Creek because she was behind in reading and math. Since she started at Bear Creek Community Charter School, she has made a great improvement in both math & reading.

Both of my children love coming to school every day.

More information from the special teachers. We, as parents, have no idea what goes on in the specials which is in contrast to the availability of information we receive for the homeroom.

Class size, small school setting.

I felt it was a better option than the Wilkes-Barre public schools.

Quality education you would have gotten from a very expensive private school. Small class sizes.

Education is why my daughter came here.

For my son to go to the best school in our area.

The staff and education is far superior to the previous school my child was attending. Heard wonderful things about the school and I am so glad we were accepted.

Parent Comments

Mrs. Darraugh has made such a positive impact on my children. When asked who their favorite teacher has been, they both agree it is Mrs. Darraugh. She has challenged my child's mind time and time again. She always has something educational for the children to work on when they have completed their assignment. I have seen an increase in my child's desire to read and take on challenges. She has grown socially as well with the guidance and support Mrs. Darraugh has given her. Mrs. Darraugh is a natural and I couldn't have asked for a better teacher.

Mrs. Darraugh - wonderful teacher. I would like to see school events (Bear Creek nights, concerts) be done on Fridays. My child doesn't get off the bus until 4:30 p.m. and usually is in bed at 8 p.m. It makes it hard during the week.

I would like to say Mrs. Darraugh is a wonderful teacher, keeps me posted with any changes in my daughters behavior etc.

While having a focus on the environment gives kids a nice rounded experience, we wish the school's charter was focused on a S.T.E.M. education which will provide the strongest preparation for the future. Could the school please begin using a stronger chemical based treatment against ticks and institute tick checks after gym class & EE?

Mrs. Darraugh is a great teacher. She has motivated my son this school year. Mrs. Vojtko is awesome. She provides great care to all of the students.

Jacquie Yusko – Second Grade

Survey Response Rate

2011	2012	2013	2014
44%	80%	44%	29%

Overall Satisfaction with Teacher

	2005	2006	2007	2008	2009	2010	2011	2012	2013	2014	Career Average
Score	-	100%	97%	100%	92%	88%	93%	93%	87%	92%	94%

Communication

	2005	2006	2007	2008	2009	2010	2011	2012	2013	2014	Career Average
Score	-	100%	98%	100%	94%	81%	93%	92%	87%	90%	93%

Focus on Student's Individual Needs

	2005	2006	2007	2008	2009	2010	2011	2012	2013	2014	Career Average
Score	-	99%	94%	-	90%	81%	93%	88%	85%	90%	90%

Keeps Web Page Current

	2005	2006	2007	2008	2009	2010	2011	2012	2013	2014	Career Average
Score	-	-	-	-	90%	91%	89%	85%	88%	86%	88%

Homework is Valuable

	2010	2011	2012	2013	2014
Score	88%	96%	96%	87%	88%

Why Did You Enroll at Bear Creek Community Charter School?

I enrolled my son because I felt that by going to Bear Creek Community Charter School he would receive the best education he possibly could.

Best education, best staff.

Parent Comments

I love this school however was extremely disappointed that no one from the school called to talk to me after my son broke his arm in gym class. Even a quick email to check on him would have been appreciated. My only other concern is bus behavior. I have not experienced any problems but my son expresses his concern over bus bullying (kids pushing other kids out of seats, yelling, etc.).

My children don't care for most of the lunch choices. No reflection on staff or program. Wish they had a few more other options (yogurt, apple slices, string cheese). That is my complaint. The educational staff and overall school is by far the best in the area. Thank You.

We are very happy that my son is attending Bear Creek Community Charter School. We are also excited that our other son will be attending in the fall.

Lisa Sipler – Third Grade

Survey Response Rate

2011	2012	2013	2014
72%	44%	46%	60%

Overall Satisfaction with Teacher

	2009	2010	2011	2012	2013	2014	Career Average
Score	76%	92%	84%	94%	94%	91%	89%

Communication

	2009	2010	2011	2012	2013	2014	Career Average
Score	76%	85%	83%	89%	90%	91%	86%

Focus on Student's Individual Needs

	2009	2010	2011	2012	2013	2014	Career Average
Score	78%	85%	84%	92%	86%	91%	86%

Keeps Web Page Current

	2009	2010	2011	2012	2013	2014	Career Average
Score	68%	85%	73%	80%	73%	87%	78%

Homework is Valuable

	2010	2011	2012	2013	2014
Score	85%	76%	84%	90%	83%

Susan Stoddard – Third Grade

Survey Response Rate

2011	2012	2013	2014
48%	36%	46%	60%

Overall Satisfaction with Teacher

	2005	2006	2007	2008	2009	2010	2011	2012	2013	2014	Career Average
Score	-	-	-	-	98%	100%	92%	90%	95%	93%	95%

Communication

	2005	2006	2007	2008	2009	2010	2011	2012	2013	2014	Career Average
Score	-	-	-	-	98%	100%	92%	95%	97%	95%	96%

Focus on Student's Individual Needs

	2005	2006	2007	2008	2009	2010	2011	2012	2013	2014	Career Average
Score	-	-	-	-	98%	94%	95%	93%	90%	95%	94%

Keeps Web Page Current

	2005	2006	2007	2008	2009	2010	2011	2012	2013	2014	Career Average
Score	-	-	-	-	96%	100%	74%	93%	94%	90%	91%

Homework is Valuable

	2010	2011	2012	2013	2014
Score	94%	88%	88%	97%	83%

Third Grade

Why Did You Enroll at Bear Creek Community Charter School?

Smaller class sizes, child is not just a number at Bear Creek Community Charter School like other public schools. Opportunity for parent involvement

I enroll my children at Bear Creek Community Charter School because it's an environmentally-friendly school that embraces my children's' differences, encourages my children to challenge themselves, and makes parental involvement important.

I enrolled my child in Bear Creek Community Charter School because I was referred to by my friend. Caring teachers and staff and small class sizes make this an awesome school. It was the best decision I have made for my child! Better lunch options.

I enrolled him because of the performance of the school he should be going to Dan Flood. I feel the overall expectations placed on students are too high. Workload is a bit much.

You are regarded as a wonderful school! Small class sizes. Very environmentally friendly. Awesome Job Guys.

This school is exceptional. The staff is professional and well educated. We have been in this school for seven years and we wouldn't have it any other way.

Quality education in a warm and friendly environment. Lunch program needs to be more creative with healthy choice (ex. Salad bar option to help stop food waste). Parent involvement is highly encouraged. Safe, friendly educational environment. PBJ should be an option every day for lunch. Not just or on a needed basis.

I feel that Bear Creek Community Charter School is a good school and will be sending my son to your school next year. I am very satisfied with the work they do and I feel safe sending my children to your school.

Small classes; I wanted my child out of the public school setting. Bear Creek is an excellent school.

Have friends that have children there and told me it's a better education.

Smaller classroom sizes, better one on one interaction. I feel volunteer hours are important but should not be the only factor when deciding field trip helpers.

I enrolled my child so he would receive quality education while meeting his specific needs.

The positive remarks and great reputation within the community and from other parents.

My son was ended in Bear Creek Community Charter School when he left private school. I felt a charter education best fit his learning abilities and the curriculum would challenge him. The school has far exceeded my expectations.

Smaller classes, better education.

Parent Comments

Regarding the cafeteria: There should be a vegetarian option each day. I believe for the most part the lunch is healthy but the snacks are not. I have to pack lunches for my children most days of the week.

Bear Creek Community Charter School has a strict rule on bullying. My son was constantly bullied. I made three attempts to solve this through the principal and assistant principal. Every time I was told action was to be taken. In the end, my son is still being tormented by this other child. The bullying policy is a joke. And I found out this child picks on others every year with no action taken.

Way too much homework.

One issue though - please bring chicken noodle soup in for the kids as a lunch item. And provide a better vendor for lunches.

There is way too much homework - this is not fair to the child and working parents! Also not allowing recess because an assignment is incomplete is ridiculous! Kids need that "break" in their day no matter what the case! You are unknowingly making kids "resent" school...and they have 10 more years to go!

I gave Ms. Schutz a "4" in overall level of satisfaction.

My daughter had a wonderful year in third grade. The teachers got to know her strengths and weaknesses. They also helped her to grow both academically and personally.

Ann Corcoran - Fourth Grade

Survey Response Rate

2011	2012	2013	2014
56%	60%	76%	56%

Overall Satisfaction with Teacher

	2005	2006	2007	2008	2009	2010	2011	2012	2013	2014	Career Average
Score	77%	89%	99%	96%	90%	100%	90%	92%	100%	95%	93%

Communication

	2005	2006	2007	2008	2009	2010	2011	2012	2013	2014	Career Average
Score	75%	86%	96%	96%	82%	100%	90%	83%	97%	95%	90%

Focus on Student's Individual Needs

	2005	2006	2007	2008	2009	2010	2011	2012	2013	2014	Career Average
Score	69%	79%	94%	-	86%	100%	90%	87%	97%	92%	88%

Keeps Web Page Current

	2005	2006	2007	2008	2009	2010	2011	2012	2013	2014	Career Average
Score	-	-	-	-	70%	94%	87%	88%	96%	95%	88%

Homework is Valuable

	2010	2011	2012	2013	2014
Score	100%	84%	77%	94%	95%

Lorie Mikielski - Fourth Grade

Survey Response Rate

2011	2012	2013	2014
56%	48%	76%	56%

Overall Satisfaction with Teacher

	2009	2010	2011	2012	2013	2014	Career Average
Score	70%	100%	94%	94%	100%	98%	93%

Communication

	2009	2010	2011	2012	2013	2014	Career Average
Score	70%	100%	94%	96%	99%	98%	93%

Focus on Student's Individual Needs

	2009	2010	2011	2012	2013	2014	Career Average
Score	68%	100%	91%	94%	97%	97%	91%

Keeps Web Page Current

	2009	2010	2011	2012	2013	2014	Career Average
Score	68%	100%	91%	92%	96%	98%	91%

Homework is Valuable

	2010	2011	2012	2013	2014
Score	100%	81%	88%	94%	98%

Fourth Grade

Why Did You Enroll at Bear Creek Community Charter School?

Small class sizes and more individualized attention per student. Higher quality of education.

I enroll my children at Bear Creek because it is an environmentally friendly school that embraces my child's individuality as well as challenging them academically. I am always well informed of what's going on with my child.

There's always an open communication between teachers and parents.

I enrolled my child at Bear Creek Community Charter School for a better education. This was the best decision about my child's education I have made!!

Should they (teachers) follow dress code too? Feel as though they receive a lot of homework. I think you can be a little stricter on your dress code policy (i.e. short shorts) I always see a lot of children walking around with shorts/skirts that come above tip of fingers on hand when standing. Even staff dress code. Some teachers wear too short skirts.

I wanted a better and more advanced education for my child. There are too many distractions in the public schools. Bear Creek Community Charter School is one of the best decisions I could have made for my child's education. Fourth grade is a very strong year with teachers at BCCCS - great job.

We as parents are given so much information on what our child is working on in the classroom, except for specials. Special teachers should send home, at least on a monthly basis, what exactly our children will be working on for the time they spend with them. We can't help our children to improve if we have no idea what they are doing in the classroom

Quality individualized attention given to my child. I like the school a lot for many reasons but one being that it is small and the teachers truly seem to care about their students and achievements.

Environmental Stewardship, commitment to small class and school size.

I am very lucky to have both my kids go to Bear Creek Community Charter School.

I wanted my child to have the best education possible. I feel Bear Creek gives my child just that.

We received positive feedback from other enrolled students/parents. Classroom size was a plus. Showing positive results from the academic studies. New school lunch program not a plus.

We enrolled because it is a great little school.

We enrolled Edward because of your smaller class sizes and friends told us how great the teachers are. Everything we were told years ago continues to be true - it is a great school!

I love the transparency by which Bear Creek Community Charter School operates. I am VERY satisfied.

My child was in a very bad school - lots of violence, etc. I sought placement at Bear Creek Community Charter School because of the way the staff ALL know every child (or seem to), small class sizes and strong anti-bullying program. I feel that my child receives personal attention and is SAFE at Bear Creek Community Charter School.

We chose Bear Creek Community Charter School because we hoped the focus would be on in-depth academics, there would be greater cooperation between staff and parents, more opportunities for hands-on activities.

Parent Comments

Mrs. Corcoran has been just wonderful with my son and always addresses his individual needs.

Regarding the cafeteria, there needs to be a vegetarian option daily. The snacks are not healthy. Most days I have to pack my children their lunch.

Jennifer Smith – Intermediate Math

Survey Response Rate

2011	2012	2013	2014
56%	31%	37%	43%

Overall Satisfaction with Teacher

	2006	2007	2008	2009	2010	2011	2012	2013	2014	Career Average
Score	100%	97%	100%	92%	93%	88%	94%	95%	95%	95%

Communication

	2006	2007	2008	2009	2010	2011	2012	2013	2014	Career Average
Score	100%	98%	100%	90%	90%	90%	92%	97%	95%	95%

Focus on Student's Individual Needs

	2006	2007	2008	2009	2010	2011	2012	2013	2014	Career Average
Score	99%	94%	-	90%	87%	88%	89%	96%	96%	92%

Keeps Web Page Current

	2006	2007	2008	2009	2010	2011	2012	2013	2014	Career Average
Score	-	-	-	88%	93%	90%	91%	92%	94%	91%

Homework is Valuable

	2010	2011	2012	2013	2014
Score	90%	90%	91%	91%	90%

Nicole Gusditi – Intermediate Science & Social Studies

Survey Response Rate

2011	2012	2013	2014
56%	31%	37%	43%

Overall Satisfaction with Teacher

	2008	2009	2010	2011	2012	2013	2014	Career Average
Score	89%	84%	83%	85%	91%	93%	93%	88%

Communication

	2008	2009	2010	2011	2012	2013	2014	Career Average
Score	78%	82%	93%	85%	92%	92%	92%	88%

Focus on Student's Individual Needs

	2008	2009	2010	2011	2012	2013	2014	Career Average
Score	-	86%	83%	84%	87%	92%	94%	88%

Keeps Web Page Current

	2008	2009	2010	2011	2012	2013	2014	Career Average
Score	-	68%	90%	87%	89%	90%	94%	86%

Homework is Valuable

	2010	2011	2012	2013	2014
Score	86%	88%	89%	88%	90%

Melissa Albers – Intermediate Reading

Survey Response Rate

2011	2012	2013	2014
45%	31%	37%	43%

Overall Satisfaction with Teacher

	2009	2010	2011	2012	2013	2014	Career Average
Score	86%	92%	86%	80%	84%	88%	86%

Communication

	2009	2010	2011	2012	2013	2014	Career Average
Score	84%	88%	83%	80%	81%	89%	84%

Focus on Student's Individual Needs

	2009	2010	2011	2012	2013	2014	Career Average
Score	86%	86%	84%	80%	84%	89%	85%

Keeps Web Page Current

	2009	2010	2011	2012	2013	2014	Career Average
Score	68%	94%	82%	86%	83%	91%	84%

Homework is Valuable

	2010	2011	2012	2013	2014
Score	94%	84%	89%	88%	89%

Jillian Everett – Intermediate Writing

Survey Response Rate

2012	2013	2014
31%	37%	43%

Overall Satisfaction with Teacher

	2012	2013	2014	Career Average
Score	90%	90%	94%	91%

Communication

	2012	2013	2014	Career Average
Score	90%	90%	93%	91%

Focus on Student's Individual Needs

	2012	2013	2014	Career Average
Score	90%	89%	93%	91%

Keeps Web Page Current

	2012	2013	2014	Career Average
Score	90%	90%	93%	91%

Homework is Valuable

	2012	2013	2014
Score	92%	92%	90%

Fifth & Sixth Grade

Why Did You Enroll at Bear Creek Community Charter School?

I enrolled my children at Bear Creek Community Charter School so they could receive a better education and also so they wouldn't be attending GAR at 12 years old. Wilkes-Barre Area has horrible schools and I pray that Bear Creek gets their own High School so they don't have to ever attend GAR. Bear Creek is great and has a way higher standard of education with great teachers.

I wanted a community school with caring staff and active parent involvement. Loved Science Olympiad and student's use of Edmodo!

Small class sizes, community atmosphere, caring teachers. My child has had a great year in Fifth Grade.

The Intermediate Team had great communication and helped us transition to the intermediate level. They were thorough with setting expectations and sharing them with us and the students. They did a great job treating students as individuals. They were able to challenge my child in many ways – through novels, spelling enrichment activities, and in small groups. Kudos to Mrs. Gusdits for opening up new excitement in the area of Science. My daughter loved the Junior Science Olympiad this year! We are looking forward to another great year with these teachers.

Small class sizes, environmental education, professional, caring staff.

My son was treated as a disease not a child while enrolled at his former school. At Bear Creek Community Charter School he has been cared for and treated like the child he is.

I enrolled my child at the Bear Creek Community Charter School because I feel it is a safe environment and is provided a good education. I do not like the fact that the charter is signed for 185 days rather than the normal 180 days. They go back to school too early and always get out too late in the year.

I am so grateful for Bear Creek Community Charter School. The 5th and 6th grade teachers are amazing. Classes are so much more challenging than the public school. I wish it went up to 12th grade and wasn't facing so much opposition from backwards Pennsylvania legislation.

Ms Jennifer smith is a great teacher!

I enrolled my child here to try to prevent bullying and provide a better education.

Bear Creek Community Charter continues to provide excellence in education for my children.

I enrolled my child because I am not satisfied with Flood Elementary, where he would otherwise attend school. I do have an overall concern with the level of work expectations placed on my child. It's a bit much at times. It's not a prep school after all.

Bear Creek Community Charter School is one of the schools with good ratings around this area and better curriculum.

Smaller class sizes, better learning environment. Smaller schools have better interaction with children It's a community of teachers, parents and staff who truly want the best for the kids.

My child had a terrific year in 6th grade. I feel that he was challenged, taught to be responsible, and held accountable. The sixth grade teachers do an outstanding job!

I don't believe the enrichment period is of any value.

It was actually my daughter that asked to be enrolled at Bear Creek Community Charter School. She had heard about good experiences from other Bear Creek students and was also ready for a change. I like that it is a smaller school.

Parent Comments

Teachers should take notice to a child's grades. If they are struggling the parents should be made aware.

Don't feel enrichment course is useful. Think getting rid of Spanish was a mistake. Tutoring only finishing only worked on homework. AR should be able to take quizzes at home.

I believe it is unfair when the entire class is punished for one or a couple kid's behavior. If I do something wrong at work, my entire department is not punished for it. Good students are highly discouraged and disappointed when this happens.

I don't feel it is fair to punish a whole class when just a few kids are misbehaving. This is very frustrating for the kids that are good but having privileges taken away. If one table has a food fight the whole lunchroom should not be punished.

Kids need a library.

Miss Wruble – Middle School Science

Survey Response Rate

2011	2012	2013	2014
45%	25%	27%	27%

Overall Satisfaction with Teacher

	2011	2012	2013	2014	Career Average
Score	76%	85%	85%	89%	84%

Communication

	2011	2012	2013	2014	Career Average
Score	77%	82%	87%	90%	84%

Focus on Student's Individual Needs

	2011	2012	2013	2014	Career Average
Score	77%	81%	85%	91%	84%

Keeps Web Page Current

	2011	2012	2013	2014	Career Average
Score	80%	80%	96%	93%	87%

Homework is Valuable

	2011	2012	2013	2014
Score	81%	82%	86%	84%

Miss Latona – Middle School Language Arts

Survey Response Rate

2013	2014
27%	27%

Overall Satisfaction with Teacher

	2013	2014	Career Average
Score	90%	94%	92%

Communication

	2013	2014	Career Average
Score	90%	94%	92%

Focus on Student's Individual Needs

	2013	2014	Career Average
Score	91%	93%	92%

Keeps Web Page Current

	2013	2014	Career Average
Score	97%	92%	95%

Homework is Valuable

	2013	2014
Score	87%	89%

Mr. Barnes – Middle School Social Studies

Survey Response Rate

2013	2014
27%	27%

Overall Satisfaction with Teacher

	2013	2014	Career Average
Score	90%	95%	93%

Communication

	2013	2014	Career Average
Score	91%	97%	94%

Focus on Student's Individual Needs

	2013	2014	Career Average
Score	91%	98%	95%

Keeps Web Page Current

	2013	2014	Career Average
Score	96%	95%	96%

Homework is Valuable

	2013	2014
Score	87%	86%

Survey Response Rate

2013	2014
27%	27%

Overall Satisfaction with Teacher

	2013	2014	Career Average
Score	92%	96%	94%

Communication

	2013	2014	Career Average
Score	92%	93%	93%

Focus on Student's Individual Needs

	2013	2014	Career Average
Score	92%	92%	92%

Keeps Web Page Current

	2013	2014	Career Average
Score	97%	93%	95%

Homework is Valuable

	2013	2014
Score	89%	89%

7th & 8th Grade

Why Did You Enroll at Bear Creek Community Charter School?

Bear Creek Community Charter School is an exceptional school. During the past year my daughter has grown both academically and emotionally strong thanks to the amazing 7th and 8th grade teachers. I feel that the teachers have taken time to get to know Emma and they know her strengths and weaknesses and they are able to push her and it has paid off. All of the staff is wonderful from the moment I drop her off to when we pick her up. The sign out teacher log is wonderful and very accommodating when we pick Emma up in the afternoon.

I really like Bear Creek Community Charter School. I like the teacher and how I can always contact them when needed. I love the school curriculum. The only issue I had was the problem my son was having on the bus. I feel it could have been dealt with in a better manor than it was because till this very day my son is still having problems on the bus, so next year I think I will arrange to drive him instead of the bus. Other than that I love the school.

I enrolled my child at Bear Creek Community Charter School when the Catholic school they were attending announced they were closing. I was lucky there was one spot available in Mrs. Ritchie's class. I have never regretted my decision to go to Bear Creek.

Awesome job guys! Please offer soup to children as a lunch item. And provide a better vendor for lunches.

Hear it was a good school - which it is.

My child enrolled at Bear Creek Community Charter School because his school was closing. I love the Charter and wish it went through 12th grade

Supposed to be a better environment for my child, supposed to had be a better education etc. Also it was supposed to help students when it comes to issues at school and also hearing both sides to a story. Smaller class size. More hands-on learning. Flexible/fun learning style.

My kids were enrolled in Bear Creek Community Charter School because I am a teacher in the Wilkes-Barre Area School District and I see how wrong so many of the things we do there are. I did not want my kids to receive that kind of education. Bear Creek Community Charter School goes above and beyond to provide the best for our kids.

Bear Creek Community Charter School is a wonderful educational option. Much more effective than other public school options. It is safe, progressive, responsive and necessary in the failing public education system/reality.

The quality of education & small classroom sizes.

I enrolled my child at Bear Creek Community Charter School so she didn't have to go to a local public high school. The school offers students a wonderful education. I wish it would go up to 12th grade.

Small class size. Better values. More interaction with teachers. Only concern – what is the 8th graders' year going to be like next year with all the preparation for the new school occurring.

A small community school, more student-teacher interaction. A great overall school. Love it. Would not even consider any other school!

I have been blessed to send 3 of our 5 children. A friend from Bear Creek recommended the school to me because I was tired of the Wilkes-Barre School District. It was a GREAT choice and I am so pleased with each of their progresses and their over-all attitude towards school. Thank You!

We enrolled our child at Bear Creek Community Charter School for several reasons. The first being that the students are held to a higher level academically. That, combined with smaller class sizes and its location makes Bear Creek Community Charter School a perfect place for us.

Parent Comments

Lunch Program - Often they would run out of certain foods and that is not acceptable because if what they ran out of was what my child ordered for lunch, my child did not eat.

They throw the healthy food in the trash.

I feel school needs library

We would like soup and salad options in the cafeteria.